

2022 (2022-2022) AUTHORITY BUDGET

Certification Section

2022 (2022-2023)

Sayreville Economic and Redevelopment Agency
(Name)

AUTHORITY BUDGET

FISCAL YEAR: FROM January 1, 2022 TO December 31, 2022

For Division Use Only

CERTIFICATION OF APPROVED BUDGET

It is hereby certified that the approved Budget made a part hereof complies with the requirements of law and the rules and regulations of the Local Finance Board, and approval is given pursuant to N.J.S.A. 40A:5A-11.

State of New Jersey
Department of Community Affairs
Director of the Division of Local Government Services

By: Paul D Cvet CPA, RMA Date: 11/18/2022

CERTIFICATION OF ADOPTED BUDGET

It is hereby certified that the adopted Budget made a part hereof has been compared with the approved Budget previously certified by the Division, and any amendments made thereto. This adopted Budget is certified with respect to such amendments and comparisons only.

State of New Jersey
Department of Community Affairs
Director of the Division of Local Government Services

By: _____ Date: _____

2022 (2022-2023) PREPARER'S CERTIFICATION


Sayreville Economic and Redevelopment Agency (Name)

AUTHORITY BUDGET

FISCAL YEAR: FROM: January 1, 2022 TO: December 31, 2022

It is hereby certified that the Authority Budget, including both the Annual Budget and the Capital Budget/Program annexed hereto, represents the members of the governing body's resolve with respect to statute in that: all estimates of revenue are reasonable, accurate and correctly stated; all items of appropriation are properly set forth; and in itemization, form and content, the budget will permit the exercise of the comptroller function within the Authority.

It is further certified that all proposed budgeted amounts and totals are correct. Also, I hereby provide reasonable assurance that all assertions contained herein are accurate and all required schedules are completed and attached.

Preparer's Signature:			
Name:	Joseph J. Faccione		
Title:	Auditor		
Address:	Samuel Klein and Company, LLP Certified Public Accountants 550 Broad Street 11 th Floor Newark, New Jersey 07102		
Phone Number:	(973) 624-6100	Fax Number:	(973) 624-6101
E-mail address	jfaccone@sklein-cpa.com		

2022 (2022-2023) APPROVAL CERTIFICATION


Sayreville Economic and Redevelopment Agency
(Name)

AUTHORITY BUDGET

FISCAL YEAR: **FROM:** January 1, 2022 **TO:** December 31, 2022

It is hereby certified that the Authority Budget, including all schedules appended hereto, are a true copy of the Annual Budget and Capital Budget/Program approved by resolution by the governing body of the Sayreville Economic and Redevelopment Agency, at an open public meeting held pursuant to N.J.A.C. 5:31-2.3, on the 9th day of December, 2021.

It is further certified that the recorded vote appearing in the resolution represents not less than a majority of the full membership of the governing body thereof.

Officer's Signature:			
Name:	Joseph P. Ambrosio		
Title:	Secretary/Excutive Director		
Address:	167 Main Street Sayreville, New Jersey 08812		
Phone Number:	732-721-6444	Fax Number:	732-525-5833
E-mail address	joe@lawambrosio.com		

INTERNET WEBSITE CERTIFICATION

Authority's Web Address: Sayreville.com

All authorities shall maintain either an Internet website or a webpage on the municipality's or county's Internet website. The purpose of the website or webpage shall be to provide increased public access to the authority's operations and activities. N.J.S.A. 40A:5A-17.1 requires the following items to be included on the Authority's website at a minimum for public disclosure. Check the boxes below to certify the Authority's compliance with N.J.S.A. 40A:5A-17.1.

- A description of the Authority's mission and responsibilities
- Budgets for the current fiscal year and immediately preceding two prior years
- The most recent Comprehensive Annual Financial Report (Unaudited) or similar financial information (Similar Information is such as PIE Charts, Bar Graphs etc. for such items as Revenues, Expenditures, and other information the Authority deems relevant to inform the public)
- The complete (All Pages) annual audits (Not the Audit Synopsis) of the most recent fiscal year and immediately two prior years
- The Authority's rules, regulations and official policy statements deemed relevant by the governing body of the authority to the interests of the residents within the authority's service area or jurisdiction
- Notice posted pursuant to the "Open Public Meetings Act" for each meeting of the Authority, setting forth the time, date, location and agenda of each meeting
- The approved minutes of each meeting of the Authority including all resolutions of the board and their committees; for at least three consecutive fiscal years
- The name, mailing address, electronic mail address and phone number of every person who exercises day-to-day supervision or management over some or all of the operations of the Authority
- A list of attorneys, advisors, consultants and any other person, firm, business, partnership, corporation or other organization which received any remuneration of \$17,500 or more during the preceding fiscal year for any service whatsoever rendered to the Authority.

It is hereby certified by the below authorized representative of the Authority that the Authority's website or webpage as identified above complies with the minimum statutory requirements of N.J.S.A. 40A:5A-17.1 as listed above. A check in each of the above boxes signifies compliance.

Name of Officer Certifying compliance

Joseph P. Ambrosio

Title of Officer Certifying compliance

Secretary/Executive Director

Signature

Joseph P. Ambrosio

2022 (2022-2023) AUTHORITY BUDGET RESOLUTION

Sayreville Economic and Redevelopment Agency

(Name)

FISCAL YEAR: **FROM:** January 1, 2022 **TO:** December 31, 2022

WHEREAS, the Annual Budget and Capital Budget for the Sayreville Economic and Redevelopment Agency for the fiscal year beginning, January 1, 2022 and ending, December 31, 2022 has been presented before the governing body of the Sayreville Economic and Redevelopment Agency at its open public meeting of December 9, 2021; and

WHEREAS, the Annual Budget as introduced reflects Total Revenues of \$4,212,000.00 , Total Appropriations, including any Accumulated Deficit if any, of \$4,212,000.00 and Total Unrestricted Net Position utilized of \$ - 0 -; and

WHEREAS, the Capital Budget as introduced reflects Total Capital Appropriations of \$ - 0 - and Total Unrestricted Net Position planned to be utilized as funding thereof, of \$ - 0 -; and


WHEREAS, the schedule of rates, fees and other charges in effect will produce sufficient revenues, together with all other anticipated revenues to satisfy all obligations to the holders of bonds of the Authority, to meet operating expenses, capital outlays, debt service requirements, and to provide for such reserves, all as may be required by law, regulation or terms of contracts and agreements; and

WHEREAS, the Capital Budget/Program, pursuant to N.J.A.C. 5:31-2, does not confer any authorization to raise or expend funds; rather it is a document to be used as part of the said Authority's planning and management objectives. Specific authorization to expend funds for the purposes described in this section of the budget, must be granted elsewhere; by bond resolution, by a project financing agreement, by resolution appropriating funds from the Renewal and Replacement Reserve or other means provided by law.

NOW, THEREFORE BE IT RESOLVED, by the governing body of the Sayreville Economic and Redevelopment Agency, at an open public meeting held on December 9, 2021 that the Annual Budget, including all related schedules, and the Capital Budget/Program of the Sayreville Economic and Redevelopment Agency for the fiscal year beginning, January 1, 2022 and ending, December 31, 2022 is hereby approved; and

BE IT FURTHER RESOLVED, that the anticipated revenues as reflected in the Annual Budget are of sufficient amount to meet all proposed expenditures/expenses and all covenants, terms and provisions as stipulated in the said Authority's outstanding debt obligations, capital lease arrangements, service contracts, and other pledged agreements; and

BE IT FURTHER RESOLVED, that the governing body of the Sayreville Economic and Redevelopment Agency will consider the Annual Budget and Capital Budget/Program for adoption on January 27, 2022.



 (Secretary's Signature)

December 9, 2021
 (Date)

Governing Body Member:	Recorded Vote			
	Aye	Nay	Abstain	Absent
Michael D'Addio, Chairperson	✓			
Donald Newton, Vice Chairperson	✓			
Dennis Grobelny, Commissioner	✓			
Kenneth Scott, Commissioner	✓			
Thomas Pollando, Commissioner			✓	
Vincent Conti, Commissioner	✓			
Rosetta Fisher, Commissioner	✓			
Janet Rzepka, Commissioner	✓			
Mary Novak, Commissioner	✓			

2022 (2022-2023) ADOPTED BUDGET RESOLUTION

This resolution is for Adoption of the Budget Only Don't use for introduction of the Budget

Note Fill in the name of Each Commissioner and indicate their recorded Vote

(Name)

AUTHORITY

FISCAL YEAR: FROM: TO:

WHEREAS, the Annual Budget and Capital Budget/Program for the _____ Authority for the fiscal year beginning _____, _____ and ending, _____ has been presented for adoption before the governing body of the _____ Authority at its open public meeting of _____; and

WHEREAS, the Annual Budget and Capital Budget as presented for adoption reflects each item of revenue and appropriation in the same amount and title as set forth in the introduced and approved budget, including all amendments thereto, if any, which have been approved by the Director of the Division of Local Government Services; and

WHEREAS, the Annual Budget as presented for adoption reflects Total Revenues of \$ _____, Total Appropriations, including any Accumulated Deficit, if any, of \$ _____ and Total Unrestricted Net Position utilized of \$ _____; and

WHEREAS, the Capital Budget as presented for adoption reflects Total Capital Appropriations of \$ _____ and Total Unrestricted Net Position planned to be utilized of \$ _____; and

NOW, THEREFORE BE IT RESOLVED, by the governing body of _____ Authority, at an open public meeting held on _____ that the Annual Budget and Capital Budget/Program of the _____ Authority for the fiscal year beginning, _____ and, ending, _____ is hereby adopted and shall constitute appropriations for the purposes stated; and

BE IT FURTHER RESOLVED, that the Annual Budget and Capital Budget/Program as presented for adoption reflects each item of revenue and appropriation in the same amount and title as set forth in the introduced and approved budget, including all amendments thereto, if any, which have been approved by the Director of the Division of Local Government Services.

(Secretary's Signature)

(Date)

Governing Body Member:	Recorded Vote			
	Aye	Nay	Abstain	Absent

Note Fill in the name of Each Commissioner and indicate their recorded Vote

2022 (2022-2023) AUTHORITY BUDGET

Narrative and Information Section

2022 (2022-2023) AUTHORITY BUDGET MESSAGE & ANALYSIS

Sayreville Economic and Redevelopment Agency

(Name)

AUTHORITY BUDGET

FISCAL YEAR: FROM: January 1, 2022 TO: December 31, 2022

Answer all questions below. Attach additional pages and schedules as needed.

1. Complete a brief statement on the 2021/2021-2022 proposed Annual Budget and make comparison to the 2020/2020-2021 adopted budget for each Revenues and Appropriations. Explain any variances over +/-10% (As shown on budget pages F-2 and F-4 explain the reason for changes for each revenue and appropriation changing more than 10%) for each individual revenue and appropriation line item. Explanations of variances should include a description of the reason for the increase/decrease in the budgeted line item, not just an indication of the amount and percent of the change. Attach any supporting documentation that will help to explain the reason for the increase/decrease in the budgeted line item. Not Applicable.

2. Describe the state of the local/regional economy and how it may impact the proposed Annual Budget, including the planned Capital Budget/Program. (Example Consider New Development projects such as Housing /Commercial projects impact on the Authorities expenses or revenues) Redevelopers are continually willing to work in Sayreville.

3. Describe the reasons for utilizing Unrestricted Net Position in the proposed Annual Budget and or Capital Budget, i.e. rate stabilization, debt service reduction, to balance the budget, etc. If the Authority's budget anticipates a use of Unrestricted Net Position, this question must be answered. Not applicable.

4. Identify any sources of funds transferred to the County/Municipality as a budget subsidy or a shared service payments, pilot payments, or other types of contracts or agreements (Example to provide police services to the Authority etc. and explain the reason for the transfer (i.e.: to balance the County/Municipality budget, etc.). Not Applicable.

5. The proposed budget must not reflect an anticipated deficit from 2021/2021-2022 operations. If there exists an accumulated deficit from prior years' budgets (and funding is included in the proposed budget as a result of a prior deficit) explain the funding plan to eliminate said deficit (N.J.S.A. 40A:5A-12). If the Authority has a net deficit reported in its most recent audit, it must provide a deficit reduction plan in response to this question. Not Applicable.

(Prepare a response to deficits in most recent audit report pertaining to Deficits to Unrestricted Net Position caused by recording Pension and Post-Employment Benefits liabilities as required by GASB 68 and GASB 75 and similar types of deficits in the audit report. How would these deficits be funded?

6. Attach a schedule of the Authority's existing rate structure (connection fees, parking fees, service charges, etc.) if it has been changed since the prior year budget submission and a schedule of the proposed rate structure for the upcoming fiscal year. Explain any proposed changes in the rate structure and attach the resolution approving the change in the rate structure, if applicable. (If no changes to fees or rates indicate (Answer as "Rates Are Staying the Same") Not Applicable

AUTHORITY CONTACT INFORMATION 2022 (2022-2023)

Please complete the following information regarding this Authority. All information requested below must be completed.

Name of Authority:	Sayreville Economic and Redevelopment Agency		
Federal ID Number:	22-3718263		
Address:	167 Main Street		
City, State, Zip:	Sayreville	NJ	08812
Phone: (ext.)	732-721-6444	Fax:	732-525-5833

Preparer's Name:	Joseph J. Faccone		
Preparer's Address:	Samuel Klein and Company, LLP, CPA's 550 Board Street 11 th Floor		
City, State, Zip:	Newark	NJ	07102
Phone: (ext.)	973-624-6100	Fax:	973-624-6101
E-mail:	jfaccone@sklein-cpa.com		

Chief Executive Officer:(1)	Joseph P. Ambrosio		
Phone: (ext.)	732-721-6444	Fax:	732-525-5833
E-mail:	joe@lawambrosio.com		

Chief Financial Officer(1)	Joseph P. Ambrosio		
Phone: (ext.)	732-721-6444	Fax:	732-525-5833
E-mail:	joe@lawambrosio.com		

Name of Auditor:	Joseph J. Faccone		
Name of Firm:	Samuel Klein and Company, LLP, CPA's		
Address:	550 Broad Street 11 th Floor		
City, State, Zip:	Newark	NJ	07102
Phone: (ext.)	973-624-6100	Fax:	973-624-6101
E-mail:	jfaccone@sklein-cpa.com		

AUTHORITY INFORMATIONAL QUESTIONNAIRE

Sayreville Economic and Redevelopment Agency

(Name)

FISCAL YEAR: FROM: January 1, 2022 TO: December 31, 2022

Answer all questions below completely and attach additional information as required.

- 1) Provide the number of individuals employed in (Use Most Recent W-3 Available 2019 or 2020) as reported on the Authority's Form W-3, Transmittal of Wage and Tax Statements: 1
- 2) Provide the amount of total salaries and wages as reported on the Authority's Form W-3, (Use Most Recent W-3 Available 2019 or 2020) Transmittal of Wage and Tax Statements: \$90,474.61
- 3) Provide the number of regular voting members of the governing body: 7 (Even if not all commissioners have been appointed (Total Commissioners are either 5 or 7 (Regional Authorities may have more than 7 members) s per statute for your Authority)
- 4) Provide the number of alternate voting members of the governing body: 2 (Maximum is 2)
- 5) Did any person listed on Page N-4 have a family or business relationship with any other person listed on Page N-4 during the current fiscal year? No If "yes," attach a description of the relationship including the names of the individuals involved and their positions at the Authority.
- 6) Did all individuals that were required to file a Financial Disclosure Statement for the current fiscal year (Most Recent Filing that March 31, 2020 or 2021 deadline has passed 2020 or 2021) because of their relationship with the Authority file the form as required? (Checked to see if individuals actually filed at <http://www.state.nj.us/dca/divisions/dlgs/resources/fds.html> before answering) Yes If "no," provide a list of those individuals who failed to file a Financial Disclosure Statement and an explanation as to the reason for their failure to file.
- 7) Does the Authority have any amounts receivable from current or former commissioners, officers, key employees or highest compensated employees? No If "yes," attach a list of those individuals, their position, the amount receivable, and a description of the amount due to the Authority.
- 8) Was the Authority a party to a business transaction with one of the following parties:
 - a. A current or former commissioner, officer, key employee, or highest compensated employee? No
 - b. A family member of a current or former commissioner, officer, key employee, or highest compensated employee? No
 - c. An entity of which a current or former commissioner, officer, key employee, or highest compensated employee (or family member thereof) was an officer or direct or indirect owner? NoIf the answer to any of the above is "yes," attach a description of the transaction including the name of the commissioner, officer, key employee, or highest compensated employee (or family member thereof) of the Authority; the name of the entity and relationship to the individual or family member; the amount paid; and whether the transaction was subject to a competitive bid process.
- 9) Did the Authority during the most recent fiscal year pay premiums, directly or indirectly, on a personal benefit contract? A personal benefit contract is generally any life insurance, annuity, or endowment contract that benefits, directly or indirectly, the transferor, a member of the transferor's family, or any other person designated by the transferor. No If "yes," attach a description of the arrangement, the premiums paid, and indicate the beneficiary of the contract.
- 10) Explain the Authority's process for determining compensation for all persons listed on Page N-4. Include whether the Authority's process includes any of the following: 1) review and approval by the commissioners or a committee thereof; 2) study or survey of compensation data for comparable positions in similarly sized entities; 3) annual or periodic performance evaluation; 4) independent compensation consultant; and/or 5) written employment contract. Attach a narrative of your Authorities procedures for all individuals listed on Page N-4 (2 of 2). The Agency has a Written contract.

- 11) Did the Authority pay for meals or catering during the current fiscal year? No If "yes," attach a detailed list of all meals and/or catering invoices for the current fiscal year and provide an explanation for each expenditure listed.
- 12) Did the Authority pay for travel expenses for any employee or individual listed on Page N-4? No If "yes," attach a detailed list of all travel expenses for the current fiscal year and provide an explanation for each expenditure listed.
- 13) Did the Authority provide any of the following to or for a person listed on Page N-4 or any other employee of the Authority?
- First class or charter travel No
 - Travel for companions No
 - Tax indemnification and gross-up payments No
 - Discretionary spending account No
 - Housing allowance or residence for personal use No
 - Payments for business use of personal residence No
 - Vehicle/auto allowance or vehicle for personal use No
 - Health or social club dues or initiation fees No
 - Personal services (i.e.: maid, chauffeur, chef) No
- If the answer to any of the above is "yes," attach a description of the transaction including the name and position of the individual and the amount expended.
- 14) Did the Authority follow a written policy regarding payment or reimbursement for expenses incurred by employees and/or commissioners during the course of Authority business and does that policy require substantiation of expenses through receipts or invoices prior to reimbursement? Yes If "no," attach an explanation of the Authority's process for reimbursing employees and commissioners for expenses. (If your authority does not allow for reimbursements indicate that in answer)
- 15) Did the Authority make any payments to current or former commissioners or employees for severance or termination? No If "yes," attach explanation including amount paid.
- 16) Did the Authority make any payments to current or former commissioners or employees that were contingent upon the performance of the Authority or that were considered discretionary bonuses? No If "yes," attach explanation including amount paid.
- 17) Did the Authority comply with its Continuing Disclosure Agreements for all debt issuances outstanding by submitting its audited annual financial statements, annual operating data, and notice of material events to the Municipal Securities Rulemaking Board's Electronic Municipal Marketplace Access (EMMA) as required? Not Applicable If "no," attach a description of the Authority's plan to ensure compliance with its Continuing Disclosure Agreements in the future. (If no bonded Debt answer is Not Applicable). (New Jersey Infrastructure Trust Loans are not bonded debt of an Authority)
- 18) Did the Authority receive any notices from the Department of Environmental Protection or any other entity regarding maintenance or repairs required to the Authority's systems to bring them into compliance with current regulations and standards that it has not yet taken action to remediate? No If "yes," attach explanation as to why the Authority has not yet undertaken the required maintenance or repairs and describe the Authority's plan to address the conditions identified.
- 19) Did the Authority receive any notices of fines or assessments from the Department of Environmental Protection or any other entity due to noncompliance with current regulations (i.e.: sewer overflow, etc.)? No If "yes," attach a description of the event or condition that resulted in the fine or assessment and indicate the amount of the fine or assessment.

(This page is directions for filling in page (N-4 (2-of 2) (No answers should be entered on this page)

**AUTHORITY SCHEDULE OF COMMISSIONERS, OFFICERS, KEY EMPLOYEES,
HIGHEST COMPENSATED EMPLOYEES AND INDEPENDENT CONTRACTORS**

Sayreville Economic and Redevelopment Agency

(Name)

FISCAL YEAR: FROM: January 1, 2022 TO: December 31, 2022

Complete the attached table for all persons required to be listed per #1-4 below.

- 1) List all of the Authority's current commissioners and officers and amount of compensation from the Authority and any other public entities as defined below. Enter zero if no compensation was paid.
- 2) List all of the Authority's key employees and highest compensated employees other than a commissioner or officer as defined below and amount of compensation from the Authority and any other public entities.
- 3) List all of the Authority's former officers, key employees and highest compensated employees who received more than \$100,000 in reportable compensation from the Authority and any other public entities during the most recent fiscal year completed.
- 4) List all of the Authority's former commissioners who received more than \$10,000 in reportable compensation from the Authority and any other public entities during the most recent fiscal year completed.

Commissioner: A member of the governing body of the authority with voting rights. Include alternates for purposes of this schedule.

Officer: A person elected or appointed to manage the authority's daily operations at any time during the year, such as the chairperson, vice-chairperson, secretary, or treasurer. For the purposes of this schedule, treat the authority's top management official and top financial official as officers. A member of the governing body may be both a commissioner and an officer for the purposes of this schedule.

Key employee: An employee or independent contractor of the authority (other than a commissioner or officer) who meets both of the following criteria:

- a) The individual received reportable compensation from the authority and other public entities in excess of \$150,000 for the most recent fiscal year completed; and
- b) The individual has responsibilities or influence over the authority as a whole or has power to control or determine 10% or more of the authority's capital expenditures or operating budget.

Highest compensated employee: One of the five highest compensated employees or independent contractors of the authority other than current commissioners, officers, or key employees whose aggregate reportable compensation from the authority and other public entities is greater than \$100,000 for the most recent fiscal year completed.

Compensation: All forms of cash and non-cash payments or benefits provided in exchange for services, including salaries and wages, bonuses, severance payments, deferred payments, retirement benefits, fringe benefits, and other financial arrangements or transactions such as personal vehicles, meals, housing, personal and family education benefits, below-market loans, payment of personal or family travel, entertainment, and personal use of the Authority's property. Compensation includes payments and other benefits provided to both employees and independent contractors in exchange for services.

Reportable compensation: (Use the Most Recent W-2 available 2020 or 2021. The aggregate compensation that is reported (or is required to be reported) on Form W-2, box 1 or 5, whichever amount is greater, and/or Form 1099-MISC, box 7, for the most recent calendar year ended 60 days before the start of the proposed budget year. For example, for fiscal years ending December 31, 2022, the most recent W-2 and 1099 should be used 2021 or 2020 (60 days prior to start of budget year is November 1, 2021, with 2020 being the most recent calendar year ended), and for fiscal years ending June 30, 2022, the calendar year 2020 W-2 and 1099 should be used (60 days prior to start of budget year is May 1, 2022, with 2021 being the most recent calendar year ended).

Other Public Entity: Any municipality, county, local authority, fire district, or other government unit, regardless of whether it is related in any way to the Authority either by function or by physical location.

Authority Schedule of Commissioners, Officers, Key Employees, Highest Compensated Employees and Independent Contractors (Continued)

Sayreville Economic and Redevelopment Agency
to December 31, 2022

For the Period January 1, 2022
to December 31, 2022

Position (Can Check more
than 1 Column for each
person)

Name	Title	Average Hours per Week Dedicated to Position	Commissioner	Officer	Key Employee	Highest Compensated Employee	Former	Reproducible Compensation from Authority (W-2/1099)		Estimated amount of other compensation from Authority (health benefits, pension, etc.)	Names of Other Public Entities where Individual is an Employee or Member of the Governing Body (1) See notes below	Positions held at Other Public Entities Listed in Column D	Average Hours per Week Dedicated to Positions at Other Public Entities Listed in Column D	Reproducible Compensation from Other Public Entities (W-2/1099)	Estimated amount of other compensation from Other Public Entities (health benefits, pension, payment in lieu of health benefits, etc.)	Total Compensation All Public Entities
								Base Salary/ Stipend	Bonus							
1 Michael D'Addio	Chairperson		S X					0	0	0	None	None	0	0	0	0
2 Donald Newton	Vice Chairperson		S X					0	0	0	None	None	0	0	0	0
3 Dennis Grobelny	Commissioner		S X					0	0	0	None	None	0	0	0	0
4 Janet Raepke	Commissioner		S X					0	0	0	None	None	0	0	0	0
5 Thomas Pollando	Commissioner		S X					0	0	0	None	None	0	0	0	0
6 Vincent Conti	Commissioner		S X					0	0	0	None	None	0	0	0	0
7 Rosetta Fischer	Commissioner		S X					0	0	0	Sayreville Borough Councilman	Varies	5,500	1,174	6,674	
8 Kenneth Scott	Commissioner		S X					0	0	0	None	None	0	0	0	0
9 Mary Novak	Commissioner		S X					0	0	0	None	None	0	0	0	0
10 Joseph P. Ambrosio	Executive Director			X				90,000	0	19,266	Sayreville Borough Councilwoman	Varies	5,500	1,174	6,674	
11								0	0	0	None	None	0	0	0	109,206
12								0	0	0	None	None	0	0	0	0
13								0	0	0	None	None	0	0	0	0
14								0	0	0	None	None	0	0	0	0
15								0	0	0	None	None	0	0	0	0
Total:								\$ 90,000	\$ -	\$ 19,206			\$ -	\$ 11,000	\$ 7,847	\$ 122,553

(1) Insert "None" in this column for each individual that does not hold a position with another Public Entity

Schedule of Health Benefits - Detailed Cost Analysis

Sayreville Economic and Redevelopment Agency
 For the Period January 1, 2022 to December 31, 2022

If Not Applicable X this box Below
X

	# of Covered Members		Annual Cost		Total Prior year Cost	% Increase (Decrease)
	(Medical & Rx) Proposed Budget	(Medical & Rx) Current Year	Estimate per Employee Proposed Budget	per Employee Current Year		
Active Employees - Health Benefits - Annual Cost						
Single Coverage			\$		\$	#DIV/0!
Parent & Child						#DIV/0!
Employee & Spouse (or Partner)						#DIV/0!
Family						#DIV/0!
Employee Cost Sharing Contribution (enter as negative -)						#DIV/0!
Subtotal	0	0				#DIV/0!
Commissioners - Health Benefits - Annual Cost						
Single Coverage						#DIV/0!
Parent & Child						#DIV/0!
Employee & Spouse (or Partner)						#DIV/0!
Family						#DIV/0!
Employee Cost Sharing Contribution (enter as negative -)						#DIV/0!
Subtotal	0	0				#DIV/0!
Retirees - Health Benefits - Annual Cost						
Single Coverage						#DIV/0!
Parent & Child						#DIV/0!
Employee & Spouse (or Partner)						#DIV/0!
Family						#DIV/0!
Employee Cost Sharing Contribution (enter as negative -)						#DIV/0!
Subtotal	0	0				#DIV/0!
GRAND TOTAL			\$	0	\$	#DIV/0!

Is medical coverage provided by the SHBP (Yes or No)? (Place Answer in Box)

 Is prescription drug coverage provided by the SHBP (Yes or No)? (Place Answer in Box)

Note: Remember to Enter an amount in rows for Employee Cost Sharing

Schedule of Accumulated Liability for Compensated Absences

Sayreville Economic and Redevelopment Agency
 For the Period January 1, 2022 to December 31, 2022

Complete the below table for the Authority's accrued liability for compensated absences.
 X Box if Authority has no Compensated Absences

Individuals Eligible for Benefit	Gross Days of Accumulated Compensated Absences at End of Last Issued Audit Report	Dollar Value of Accrued Compensated Absence Liability	Approved Labor Agreement	Resolution	Individual Employment Agreement
Total liability for accumulated compensated absences at beginning of current year		\$ -			

The total Amount Should agree to most recently issued audit report for the Authority

Schedule of Shared Service Agreements

Sayreville Economic and Redevelopment Agency

December 31, 2022

For the Period January 1, 2022 to

If No Shared Services X this Box X

Enter the shared service agreements that the Authority currently engages in and identify the amount that is received/paid for those services.

Name of Entity Providing Service	Name of Entity Receiving Service	Type of Shared Service Provided	Comments (Enter more specifics if needed)	Agreement Effective Date	Agreement End Date	Amount to be Received by/ Paid from Authority

2022 (2022-2023) AUTHORITY BUDGET

Financial Schedules Section

SUMMARY

Sayreville Economic and Redevelopment Agency
 For the Period January 1, 2022 to December 31, 2022

	FY 2022 Proposed Budget				FY 2021 Adopted Budget		\$ Increase (Decrease) Proposed vs. Adopted	% Increase (Decrease) Proposed vs. Adopted
	Redevelopment	Operation #2	N/A	N/A	N/A	Total All Operations		
REVENUES								
Total Operating Revenues	\$ -	\$ -	\$ -	\$ -	\$ -	\$ -	\$ -	#DIV/0!
Total Non-Operating Revenues	4,212,000	-	-	-	4,212,000	4,118,000	94,000	2.3%
Total Anticipated Revenues	4,212,000	-	-	-	4,212,000	4,118,000	94,000	2.3%
APPROPRIATIONS								
Total Administration	142,000	-	-	-	142,000	139,000	3,000	2.2%
Total Cost of Providing Services	395,000	-	-	-	395,000	379,000	16,000	4.2%
Total Principal Payments on Debt Service in Lieu of Depreciation	3,675,000	-	-	-	3,675,000	3,600,000	75,000	2.1%
Total Operating Appropriations	4,212,000	-	-	-	4,212,000	4,118,000	94,000	2.3%
Total Interest Payments on Debt	-	-	-	-	-	-	-	#DIV/0!
Total Other Non-Operating Appropriations	-	-	-	-	-	-	-	#DIV/0!
Total Non-Operating Appropriations	-	-	-	-	-	-	-	#DIV/0!
Accumulated Deficit	-	-	-	-	-	-	-	#DIV/0!
Total Appropriations and Accumulated Deficit	4,212,000	-	-	-	4,212,000	4,118,000	94,000	2.3%
Less: Total Unrestricted Net Position Utilized	-	-	-	-	-	-	-	#DIV/0!
Net Total Appropriations	4,212,000	-	-	-	4,212,000	4,118,000	94,000	2.3%
ANTICIPATED SURPLUS (DEFICIT)	\$ -	\$ -	\$ -	\$ -	\$ -	\$ -	\$ -	#DIV/0!

Revenue Schedule

Sayreville Economic and Redevelopment Agency

For the Period January 1, 2022 to December 31, 2022

	FY 2022 Proposed Budget						FY 2021 Adopted Budget	\$ Increase (Decrease) Proposed vs. Adopted	% Increase (Decrease) Proposed vs. Adopted	
	Redevelopm ent	Operation #2	N/A	N/A	N/A	N/A	Total All Operations	Total All Operations	All Operations	All Operations
OPERATING REVENUES										
<i>Service Charges</i>										
Residential							\$ -	\$ -	\$ -	#DIV/0!
Business/Commercial							-	-	-	#DIV/0!
Industrial							-	-	-	#DIV/0!
Intergovernmental							-	-	-	#DIV/0!
Other							-	-	-	#DIV/0!
Total Service Charges							-	-	-	#DIV/0!
<i>Connection Fees</i>										
Residential							-	-	-	#DIV/0!
Business/Commercial							-	-	-	#DIV/0!
Industrial							-	-	-	#DIV/0!
Intergovernmental							-	-	-	#DIV/0!
Other							-	-	-	#DIV/0!
Total Connection Fees							-	-	-	#DIV/0!
<i>Parking Fees</i>										
Meters							-	-	-	#DIV/0!
Permits							-	-	-	#DIV/0!
Fines/Penalties							-	-	-	#DIV/0!
Other							-	-	-	#DIV/0!
Total Parking Fees							-	-	-	#DIV/0!
<i>Other Operating Revenues (List)</i>										
Type In (Grant, Other Rev)							-	-	-	#DIV/0!
Type In (Grant, Other Rev)							-	-	-	#DIV/0!
Type In (Grant, Other Rev)							-	-	-	#DIV/0!
Type In (Grant, Other Rev)							-	-	-	#DIV/0!
Type In (Grant, Other Rev)							-	-	-	#DIV/0!
Type In (Grant, Other Rev)							-	-	-	#DIV/0!
Type In (Grant, Other Rev)							-	-	-	#DIV/0!
Type In (Grant, Other Rev)							-	-	-	#DIV/0!
Type In (Grant, Other Rev)							-	-	-	#DIV/0!
Type In (Grant, Other Rev)							-	-	-	#DIV/0!
Type In (Grant, Other Rev)							-	-	-	#DIV/0!
Type In (Grant, Other Rev)							-	-	-	#DIV/0!
Total Other Revenue							-	-	-	#DIV/0!
Total Operating Revenues							-	-	-	#DIV/0!
NON-OPERATING REVENUES										
<i>Other Non-Operating Revenues (List)</i>										
Administrative Fees	200,000						200,000	200,000	-	0.0%
Reimbursements - Developers	242,000						242,000	223,000	19,000	8.5%
Developer's Agreement	3,675,000						3,675,000	3,600,000	75,000	2.1%
Lease Agreements	95,000						95,000	95,000	-	0.0%
Type In							-	-	-	#DIV/0!
Type In							-	-	-	#DIV/0!
Total Other Non-Operating Revenue	4,212,000						4,212,000	4,118,000	94,000	2.3%
<i>Interest on Investments & Deposits (List)</i>										
Interest Earned							-	-	-	#DIV/0!
Penalties							-	-	-	#DIV/0!
Other							-	-	-	#DIV/0!
Total Interest							-	-	-	#DIV/0!
Total Non-Operating Revenues	4,212,000						4,212,000	4,118,000	94,000	2.3%
TOTAL ANTICIPATED REVENUES	\$ 4,212,000	\$ -	\$ -	\$ -	\$ -	\$ -	\$ 4,212,000	\$ 4,118,000	\$ 94,000	2.3%

Prior Year Adopted Revenue Schedule

Sayreville Economic and Redevelopment Agency

	<i>FY 2021 Adopted Budget</i>						Total All Operations	
	Redevelopm ent	Operation #2	N/A	N/A	N/A	N/A		
OPERATING REVENUES								
<i>Service Charges</i>								
Residential							\$	-
Business/Commercial								-
Industrial								-
Intergovernmental								-
Other								-
Total Service Charges	-	-	-	-	-	-	-	
<i>Connection Fees</i>								
Residential								-
Business/Commercial								-
Industrial								-
Intergovernmental								-
Other								-
Total Connection Fees	-	-	-	-	-	-	-	
<i>Parking Fees</i>								
Meters								-
Permits								-
Fines/Penalties								-
Other								-
Total Parking Fees	-	-	-	-	-	-	-	
<i>Other Operating Revenues (List)</i>								
Type In (Grant, Other Rev)								-
Type In (Grant, Other Rev)								-
Type In (Grant, Other Rev)								-
Type In (Grant, Other Rev)								-
Type In (Grant, Other Rev)								-
Type In (Grant, Other Rev)								-
Type In (Grant, Other Rev)								-
Type In (Grant, Other Rev)								-
Type In (Grant, Other Rev)								-
Type In (Grant, Other Rev)								-
Total Other Revenue	-	-	-	-	-	-	-	
Total Operating Revenues	-	-	-	-	-	-	-	
NON-OPERATING REVENUES								
<i>Other Non-Operating Revenues (List)</i>								
Administrative Fees	200,000							200,000
Reimbursements - Developers	223,000							223,000
Developer's Agreement	3,600,000							3,600,000
Lease Agreements	95,000							95,000
Type In								-
Type In								-
Total Other Non-Operating Revenues	4,118,000	-	-	-	-	-	4,118,000	
<i>Interest on Investments & Deposits</i>								
Interest Earned								-
Penalties								-
Other								-
Total Interest	-	-	-	-	-	-	-	
Total Non-Operating Revenues	4,118,000	-	-	-	-	-	4,118,000	
TOTAL ANTICIPATED REVENUES	\$ 4,118,000	\$ -	\$ -	\$ -	\$ -	\$ -	\$ 4,118,000	

Appropriations Schedule

Sayreville Economic and Redevelopment Agency
For the Period January 1, 2022 to December 31, 2022

	FY 2022 Proposed Budget					Total All Operations	FY 2021 Adopted Budget	Total All Operations	All Operations	All Operations	\$ Increase (Decrease) Proposed vs. Adopted	% Increase (Decrease) Proposed vs. Adopted
	Redevelopme nt	Operation #2	N/A	N/A	N/A		N/A	Total All Operations	Total All Operations	All Operations	All Operations	
OPERATING APPROPRIATIONS												
<i>Administration - Personnel</i>												
Salary & Wages	\$ 94,000					\$ 94,000	\$ 92,000	\$ 2,000			2.2%	
Fringe Benefits	27,000					27,000	26,000	1,000			3.8%	
Total Administration - Personnel	121,000					121,000	118,000	3,000			2.5%	
<i>Administration - Other (List)</i>												
Type In Description						-	-	-				#DIV/0!
Type In Description						-	-	-				#DIV/0!
Type In Description						-	-	-				#DIV/0!
Type In Description						-	-	-				#DIV/0!
Miscellaneous Administration*	21,000					21,000	21,000	-			0.0%	
Total Administration - Other	21,000					21,000	21,000	-			0.0%	
Total Administration	142,000					142,000	139,000	3,000			2.2%	
<i>Cost of Providing Services - Personnel</i>												
Salary & Wages						-	-	-				#DIV/0!
Fringe Benefits						-	-	-				#DIV/0!
Total COPS - Personnel						-	-	-				#DIV/0!
<i>Cost of Providing Services - Other (List)</i>												
Legal Fees	145,000					145,000	145,000	-			0.0%	
Appraisals	22,000					22,000	20,300	1,700			8.4%	
Engineering	194,000					194,000	181,000	13,000			7.2%	
Audit	9,000					9,000	8,400	600			7.1%	
Miscellaneous COPS*	25,000					25,000	24,300	700			2.9%	
Total COPS - Other	395,000					395,000	379,000	16,000			4.2%	
Total Cost of Providing Services	395,000					395,000	379,000	16,000			4.2%	
Total Principal Payments on Debt Service In Lieu of Depreciation	3,675,000					3,675,000	3,600,000	75,000			2.1%	
Total Operating Appropriations	4,212,000					4,212,000	4,118,000	94,000			2.3%	
NON-OPERATING APPROPRIATIONS												
Total Interest Payments on Debt						-	-	-				#DIV/0!
Operations & Maintenance Reserve						-	-	-				#DIV/0!
Renewal & Replacement Reserve						-	-	-				#DIV/0!
Municipality/County Appropriation						-	-	-				#DIV/0!
Other Reserves						-	-	-				#DIV/0!
Total Non-Operating Appropriations						-	-	-				#DIV/0!
TOTAL APPROPRIATIONS	4,212,000					4,212,000	4,118,000	94,000			2.3%	
ACCUMULATED DEFICIT												
TOTAL APPROPRIATIONS & ACCUMULATED DEFICIT	4,212,000					4,212,000	4,118,000	94,000			2.3%	
UNRESTRICTED NET POSITION UTILIZED												
Municipality/County Appropriation						-	-	-				#DIV/0!
Other						-	-	-				#DIV/0!
Total Unrestricted Net Position Utilized						-	-	-				#DIV/0!
TOTAL NET APPROPRIATIONS	\$ 4,212,000	\$ -	\$ -	\$ -	\$ -	\$ 4,212,000	\$ 4,118,000	\$ 94,000			2.3%	

* Miscellaneous line items may not exceed 5% of total operating appropriations shown below. If amount in miscellaneous is greater than the amount shown below, then the line item must be itemized above.

5% of Total Operating Appropriations \$ 210,600.00 \$ - \$ - \$ - \$ - \$ - \$ 210,600.00

Prior Year Adopted Appropriations Schedule

Sayreville Economic and Redevelopment Agency

	<i>FY 2021 Adopted Budget</i>						Total All Operations
	Redevelopme nt	Operation #2	N/A	N/A	N/A	N/A	
OPERATING APPROPRIATIONS							
<i>Administration - Personnel</i>							
Salary & Wages	\$ 92,000						\$ 92,000
Fringe Benefits	26,000						26,000
Total Administration - Personnel	118,000	-	-	-	-	-	118,000
<i>Administration - Other (List)</i>							
Type In Description							-
Type In Description							-
Type In Description							-
Type In Description							-
Miscellaneous Administration*	21,000						21,000
Total Administration - Other	21,000	-	-	-	-	-	21,000
Total Administration	139,000	-	-	-	-	-	139,000
<i>Cost of Providing Services - Personnel</i>							
Salary & Wages							-
Fringe Benefits							-
Total COPS - Personnel	-	-	-	-	-	-	-
<i>Cost of Providing Services - Other (List)</i>							
Legal Fees	145,000						145,000
Appaisals	20,300						20,300
Engineering	181,000						181,000
Audit	8,400						8,400
Miscellaneous COPS*	24,300						24,300
Total COPS - Other	379,000	-	-	-	-	-	379,000
Total Cost of Providing Services	379,000	-	-	-	-	-	379,000
Total Principal Payments on Debt Service in Lieu of Depredation	3,600,000	-	-	-	-	-	3,600,000
Total Operating Appropriations	4,118,000	-	-	-	-	-	4,118,000
NON-OPERATING APPROPRIATIONS							
Total Interest Payments on Debt	-	-	-	-	-	-	-
Operations & Maintenance Reserve							-
Renewal & Replacement Reserve							-
Municipality/County Appropriation							-
Other Reserves							-
Total Non-Operating Appropriations	-	-	-	-	-	-	-
TOTAL APPROPRIATIONS	4,118,000	-	-	-	-	-	4,118,000
ACCUMULATED DEFICIT							-
TOTAL APPROPRIATIONS & ACCUMULATED DEFICIT	4,118,000	-	-	-	-	-	4,118,000
UNRESTRICTED NET POSITION UTILIZED							
Municipality/County Appropriation	-	-	-	-	-	-	-
Other							-
Total Unrestricted Net Position Utilized	-	-	-	-	-	-	-
TOTAL NET APPROPRIATIONS	\$ 4,118,000	\$ -	\$ -	\$ -	\$ -	\$ -	\$ 4,118,000

* Miscellaneous line items may not exceed 5% of total operating appropriations shown below. If amount in miscellaneous is greater than the amount shown below, then the line item must be itemized above.

5% of Total Operating Appropriations \$ 205,900.00 \$ - \$ - \$ - \$ - \$ - \$ 205,900.00

Debt Service Schedule - Principal

	Sayreville Economic and Redevelopment Agency								
		Fiscal Year Ending in							
	Adopted Budget Year 2021	Proposed Budget Year 2022	2023	2024	2025	2026	2027	Thereafter	Total Principal Outstanding
Redevelopment									
County of Middlesex Loan	\$ 3,600,000	\$ 3,675,000							\$ 3,675,000
Type in Issue Name									
Type in Issue Name									
Type in Issue Name									
Total Principal	3,600,000	3,675,000							3,675,000
Operation #2									
Type in Issue Name									
Type in Issue Name									
Type in Issue Name									
Type in Issue Name									
Total Principal									
N/A									
Type in Issue Name									
Type in Issue Name									
Type in Issue Name									
Type in Issue Name									
Total Principal									
N/A									
Type in Issue Name									
Type in Issue Name									
Type in Issue Name									
Type in Issue Name									
Total Principal									
N/A									
Type in Issue Name									
Type in Issue Name									
Type in Issue Name									
Type in Issue Name									
Total Principal									
N/A									
Type in Issue Name									
Type in Issue Name									
Type in Issue Name									
Type in Issue Name									
Total Principal									
TOTAL PRINCIPAL ALL OPERATIONS	\$ 3,600,000	\$ 3,675,000							\$ 3,675,000

Indicate the Authority's most recent bond rating and the year of the rating by ratings service.

Moody's	Fitch	Standard & Poors
Bond Rating		
Year of Last Rating		

Debt Service Schedule - Interest

Sayreville Economic and Redevelopment Agency

		Fiscal Year Ending in						
Adopted Budget Year 2021	Proposed Budget Year 2022	2023	2024	2025	2026	2027	Thereafter	Total Interest Payments Outstanding
Redevelopment								
Type in Issue Name								\$
Type in Issue Name								
Type in Issue Name								
Type in Issue Name								
Total Interest Payments								
Operation #2								
Type in Issue Name								
Type in Issue Name								
Type in Issue Name								
Type in Issue Name								
Total Interest Payments								
N/A								
Type in Issue Name								
Type in Issue Name								
Type in Issue Name								
Type in Issue Name								
Total Interest Payments								
N/A								
Type in Issue Name								
Type in Issue Name								
Type in Issue Name								
Type in Issue Name								
Total Interest Payments								
N/A								
Type in Issue Name								
Type in Issue Name								
Type in Issue Name								
Type in Issue Name								
Total Interest Payments								
TOTAL INTEREST ALL OPERATIONS								
\$	\$	\$	\$	\$	\$	\$	\$	\$

Net Position Reconciliation

Sayreville Economic and Redevelopment Agency
 For the Period January 1, 2022 to December 31, 2022

FY 2022 Proposed Budget

Redevelopment	Operation #2	N/A	N/A	N/A	N/A	Total All Operations
TOTAL NET POSITION BEGINNING OF LATEST AUDIT REPORT YEAR(1)						
Less: Invested in Capital Assets, Net of Related Debt (1)						\$ 24,792,120
Less: Restricted for Debt Service Reserve (1)						22,692,200
Less: Other Restricted Net Position (1)						-
Total Unrestricted Net Position (1)	2,099,920	-	-	-	-	2,099,920
Less: Designated for Non-Operating Improvements & Repairs						-
Less: Designated for Rate Stabilization						-
Less: Other Designated by Resolution						-
Plus: Accrued Unfunded Pension Liability (1)						-
Plus: Accrued Unfunded Other Post-Employment Benefit Liability (1)						-
Plus: Estimated Income (Loss) on Current Year Operations (2)	55,000	-	-	-	-	55,000
Plus: Other Adjustments (attach schedule)						-
UNRESTRICTED NET POSITION AVAILABLE FOR USE IN PROPOSED BUDGET	2,154,920	-	-	-	-	2,154,920
Unrestricted Net Position Utilized to Balance Proposed Budget						-
Unrestricted Net Position Utilized in Proposed Capital Budget						-
Appropriation to Municipality/County (3)						-
Total Unrestricted Net Position Utilized in Proposed Budget	-	-	-	-	-	-
PROJECTED UNRESTRICTED UNDESIGNATED NET POSITION AT END OF YEAR	-	-	-	-	-	-
Last issued Audit Report (4)	\$ 2,154,920	\$ -	\$ -	\$ -	\$ -	\$ 2,154,920

(1) Total of all operations for this line item must agree to audited financial statements.
 (2) Include budgeted and unbudgeted use of unrestricted net position in the current year's operations.
 (3) Amount may not exceed 5% of total operating appropriations. See calculation below.
 Maximum Allowable Appropriation to Municipality/County \$ 210,600 \$ - \$ - \$ - \$ - \$ - \$ 210,600
 (4) If Authority is projecting a deficit for any operation at the end of the budget period, the Authority must attach a statement explaining its plan to reduce the deficit, including the timeline for elimination of the deficit, if not already detailed in the budget narrative section.

2022 (2022-2023)
Sayreville Economic
and Redelopment
Agency
(Name)

AUTHORITY
CAPITAL
BUDGET/
PROGRAM

2022 (2022-2022) CERTIFICATION OF AUTHORITY CAPITAL BUDGET/PROGRAM

Sayreville Economic and Redevelopment Agency
(Name)

FISCAL YEAR: FROM: January 1, 2022 TO: December 31, 2022

enter X to the left if this paragraph is applicable

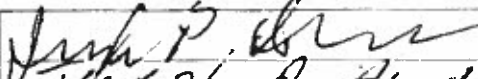
It is hereby certified that the Authority Capital Budget/Program annexed hereto is a true copy of the Capital Budget/Program approved, pursuant to N.J.A.C. 5:31-2.2, along with the Annual Budget, by the governing body of the _____ Authority, on the _____ day of _____,

OR

enter X to the left if this paragraph is applicable

It is hereby certified that the governing body of the Sayreville Economic and Redevelopment Agency have elected NOT to adopt a Capital Budget /Program for the aforesaid fiscal year, pursuant to N.J.A.C. 5:31-2.2 for the following reason(s): None

Panned

Officer's Signature:			
Name:	Joseph P. Ambrosio		
Title:	SEAL - Executive Director/Sec		
Address:	167 Main St Sayreville NJ. 08872		
Phone Number:	732 996 9067	Fax Number:	
E-mail address	jambrosio@seal.com		

2022 (2022-2023) CAPITAL BUDGET/PROGRAM MESSAGE

Sayreville Economic and Redevelopment Agency

(Name)

FISCAL YEAR: FROM: January 1, 2022 TO: December 31, 2022

1. Has each municipality or county affected by the actions of the authority participated in the development of the capital plan and reviewed or approved the plans or projects included within the Capital Budget/Program (This may include the governing body or certain officials such as planning boards, Construction Code Officials) as to these Projects? Not Applicable

2. Has each capital project/project financing been developed from a specific capital improvement plan or report; does it include full lifecycle costs; and is it consistent with appropriate elements of Master Plans or other plans in the jurisdiction(s) served by the authority? Not Applicable

3. Has a long-term (5 years or more) infrastructure needs and other capital items (Vehicles, Equipment) needs assessment been prepared? Not Applicable

4. If amounts are on Page CB-3 in the column Debt Authorizations. Indicate the primary source of funding the debt service for the Debt Authorizations (Example Rate Increases Funding or Other sources) Not Applicable

5. Please indicate which capital projects/project financings are being undertaken in the Metropolitan or Suburban Planning Areas as defined in the State Development and Redevelopment Plan. Not Applicable

6. Please indicate which capital projects/project financings are being undertaken within the boundary of a State Planning Commission-designated Center and/or Endorsed Plan and if the project was included in the Plan Implementation Agenda for that Center/Endorsed Plan. Not Applicable

Add additional sheets if necessary.

Proposed Capital Budget

N/A

Sayreville Economic and Redevelopment Agency
For the Period January 1, 2022 to December 31, 2022

	Estimated Total Cost	Funding Sources				
		Unrestricted Net Position Utilized	Renewal & Replacement Reserve	Debt Authorization	Capital Grants	Other Sources
<i>Redevelopment</i>						
Type In Description	\$ -					
Type In Description	-					
Type In Description	-					
Type In Description	-					
Total	-	-	-	-	-	-
<i>Operation #2</i>						
Type In Description	-					
Type In Description	-					
Type In Description	-					
Type In Description	-					
Total	-	-	-	-	-	-
<i>N/A</i>						
Type In Description	-					
Type In Description	-					
Type In Description	-					
Type In Description	-					
Total	-	-	-	-	-	-
<i>N/A</i>						
Type In Description	-					
Type In Description	-					
Type In Description	-					
Type In Description	-					
Total	-	-	-	-	-	-
<i>N/A</i>						
Type In Description	-					
Type In Description	-					
Type In Description	-					
Type In Description	-					
Total	-	-	-	-	-	-
<i>N/A</i>						
Type In Description	-					
Type In Description	-					
Type In Description	-					
Type In Description	-					
Total	-	-	-	-	-	-
TOTAL PROPOSED CAPITAL BUDGET	\$ -	\$ -	\$ -	\$ -	\$ -	\$ -

Enter brief description of up to four projects for each operation above. For operations with more than four budgeted projects, please attach additional schedules. Input total amount of all projects for the operation on single line and enter "See Attached Schedule" instead of project description.

5 Year Capital Improvement Plan

Sayreville Economic and Redevelopment Agency

For the Period January 1, 2022 to December 31, 2022

Fiscal Year Beginning In

	Estimated Total Cost	Current Budget Year 2022	2023	2024	2025	2026	2027
<i>Redevelopment</i>							
Type In Description	\$ -	\$ -					
Type In Description	-	-					
Type In Description	-	-					
Type In Description	-	-					
Total	-	-	-	-	-	-	-
<i>Operation #2</i>							
Type In Description	-	-					
Type In Description	-	-					
Type In Description	-	-					
Type In Description	-	-					
Total	-	-	-	-	-	-	-
<i>N/A</i>							
Type In Description	-	-					
Type In Description	-	-					
Type In Description	-	-					
Type In Description	-	-					
Total	-	-	-	-	-	-	-
<i>N/A</i>							
Type In Description	-	-					
Type In Description	-	-					
Type In Description	-	-					
Type In Description	-	-					
Total	-	-	-	-	-	-	-
<i>N/A</i>							
Type In Description	-	-					
Type In Description	-	-					
Type In Description	-	-					
Type In Description	-	-					
Total	-	-	-	-	-	-	-
<i>N/A</i>							
Type In Description	-	-					
Type In Description	-	-					
Type In Description	-	-					
Type In Description	-	-					
Total	-	-	-	-	-	-	-
TOTAL	\$ -	\$ -	\$ -	\$ -	\$ -	\$ -	\$ -

Project descriptions entered on Page CB-3 will carry forward to Pages CB-4 and CB-5. No need to re-enter project descriptions above.

5 Year Capital Improvement Plan Funding Sources

Sayreville Economic and Redevelopment Agency
 For the Period January 1, 2022 to December 31, 2022

	Estimated Total Cost	Funding Sources			
		Unrestricted Net Position Utilized	Renewal & Replacement Reserve	Debt Authorization	Capital Grants Other Sources
<i>Redevelopment</i>					
Type in Description	\$ -				
Type in Description	-				
Type in Description	-				
Type in Description	-				
Total	-	-	-	-	-
<i>Operation #2</i>					
Type in Description	-				
Type in Description	-				
Type in Description	-				
Type in Description	-				
Total	-	-	-	-	-
<i>N/A</i>					
Type in Description	-				
Type in Description	-				
Type in Description	-				
Type in Description	-				
Total	-	-	-	-	-
<i>N/A</i>					
Type in Description	-				
Type in Description	-				
Type in Description	-				
Type in Description	-				
Total	-	-	-	-	-
<i>N/A</i>					
Type in Description	-				
Type in Description	-				
Type in Description	-				
Type in Description	-				
Total	-	-	-	-	-
<i>N/A</i>					
Type in Description	-				
Type in Description	-				
Type in Description	-				
Type in Description	-				
Total	-	-	-	-	-
TOTAL	\$ -	\$ -	\$ -	\$ -	\$ -
Total 5 Year Plan per CB-4	\$ -				
Balance check					

- If amount is other than zero, verify that projects listed above match projects listed on CB-4.

Project descriptions entered on Page CB-3 will carry forward to Pages CB-4 and CB-5. No need to re-enter project descriptions above.